

PHOTOGRAPHING AND FILMING CHILDREN ETHICALLY

WE UNDERSTAND THE PRESSURE AND THE NEED FOR MEDIA TO COVER THIS EMERGENCY AND THAT PHOTOGRAPHERS AND FILM CREWS ARE DOING AN IMPORTANT AND STRESSFUL JOB.

These are some guidelines and questions to help you minimise the impact of photographing and filming vulnerable young people.



Do no harm

Are you adding to a child's trauma, or putting them at risk?



Dignity

How can you uphold the dignity of the child & those around them?



Truth

Are you truthfully representing their situation?



Stereotypes

Are you reinforcing racial, social, or economic stereotypes?



Consent

Do you have permission from the child and guardian?



Information

Did you explain where/how the images will be used?



Empathy

Always ask, 'what if this was my child?'



Crowding

Don't crowd around families or young people



Distance

Don't get too close, or stick a camera in their face



Time

Give a family time to settle if they've just arrived at the border










Wait

Until they have accessed key services before asking for an interview or picture

MEDIA COVERAGE OF CHILDREN IN AN AGE- APPROPRIATE AND SENSITIVE MANNER

THE GUIDELINES ARE MEANT TO SUPPORT THE BEST INTENTIONS OF ETHICAL REPORTERS: SERVING THE PUBLIC INTEREST WITHOUT COMPROMISING THE RIGHTS OF CHILDREN.

-  **Do no harm to any child;** avoid questions, attitudes or comments that are judgmental, insensitive to cultural values, that place a child in danger or expose a child to humiliation, or that reactivate a child's pain and grief from traumatic events.
-  **Do not discriminate in choosing children to interview** because of sex, race, age, religion, status, educational background or physical abilities.
-  **No staging:** Do not ask children to tell a story or take an action that is not part of their own history.
-  **Ensure that the child or guardian knows they are talking with a reporter.** Explain the purpose of the interview and its intended use.
-  **Obtain permission from the child and his or her guardian** for all interviews, videotaping and, when possible, for documentary photographs.
-  **Pay attention to where and how the child is interviewed.** Limit the number of interviewers and photographers. Try to make certain that children are comfortable and able to tell their story without outside pressure, including from the interviewer.
-  **Always change the name and obscure the visual identity** of any child who is identified as:
 - A victim of sexual abuse or exploitation,
 - A perpetrator of physical or sexual abuse,
 - HIV positive, or living with AIDS, unless the child, a parent or a guardian gives fully informed consent,
 - Charged or convicted of a crime,
 - A child combatant, or former child combatant who is holding a weapon or weapons.